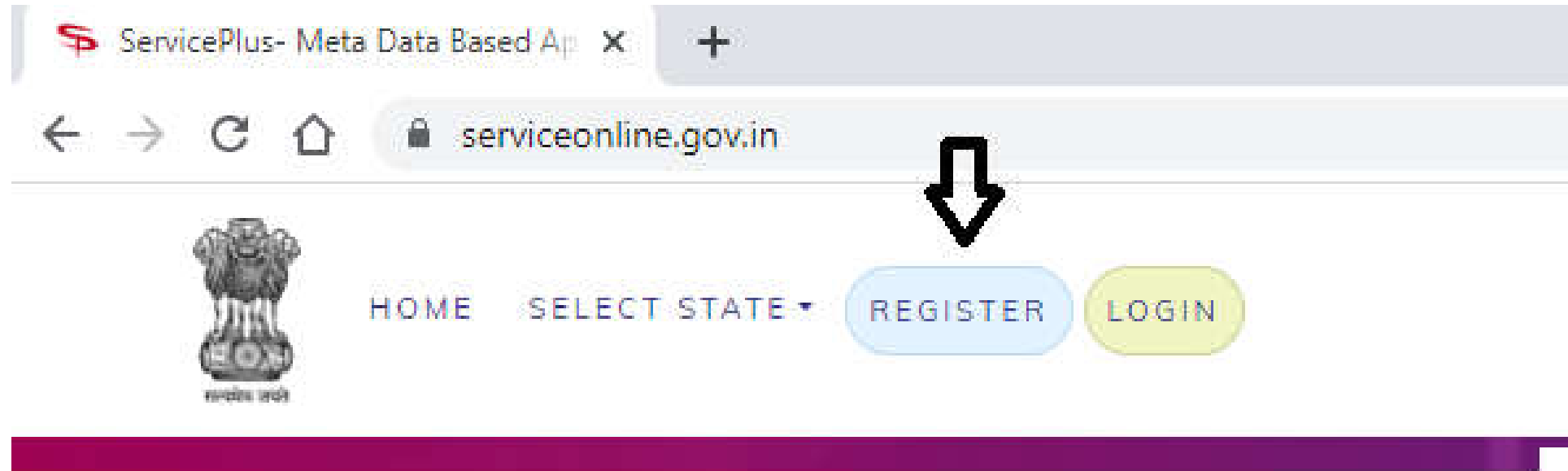
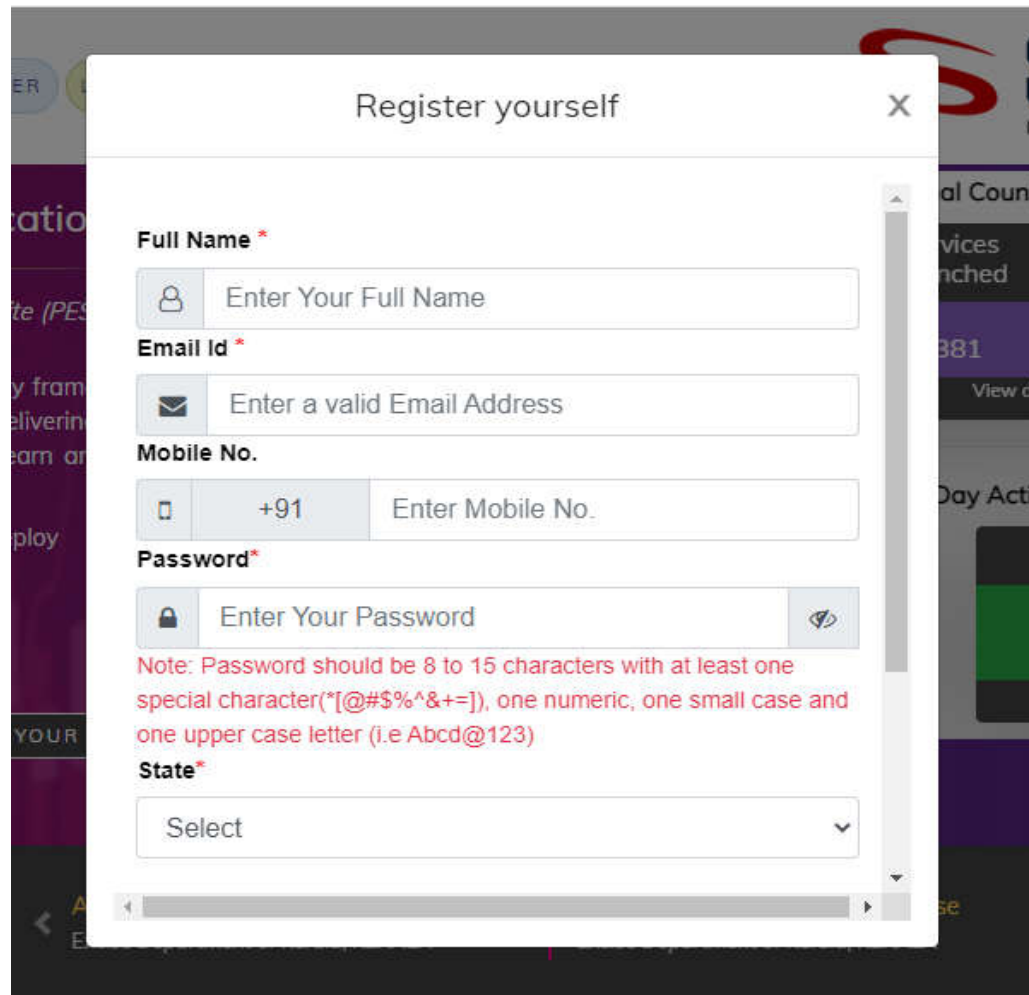


How to Apply for service online:-

- Go to- <https://serviceonline.gov.in/>
- Register yourself on serviceonline.gov.in by clicking on Register Link as shown below



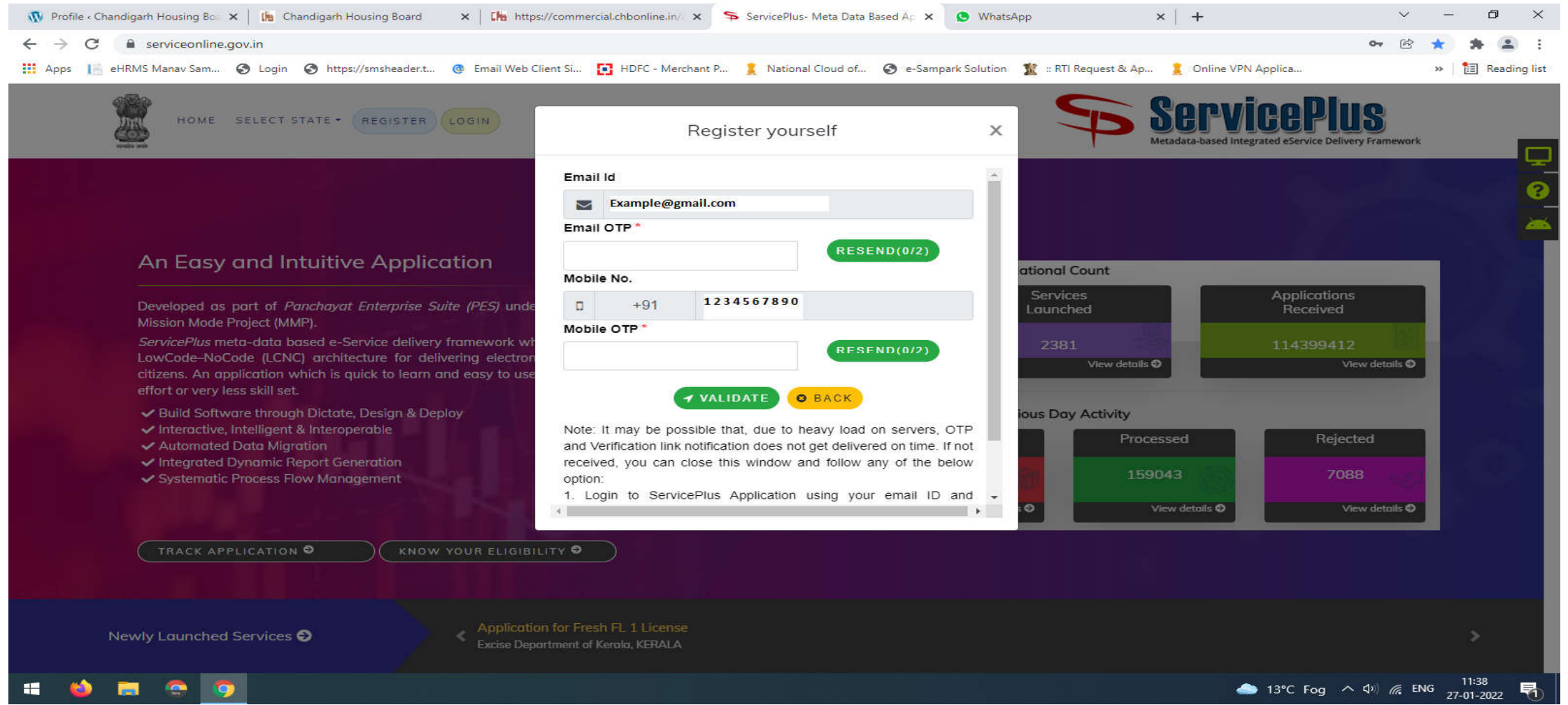
- After clicking register yourself by filling the below form.



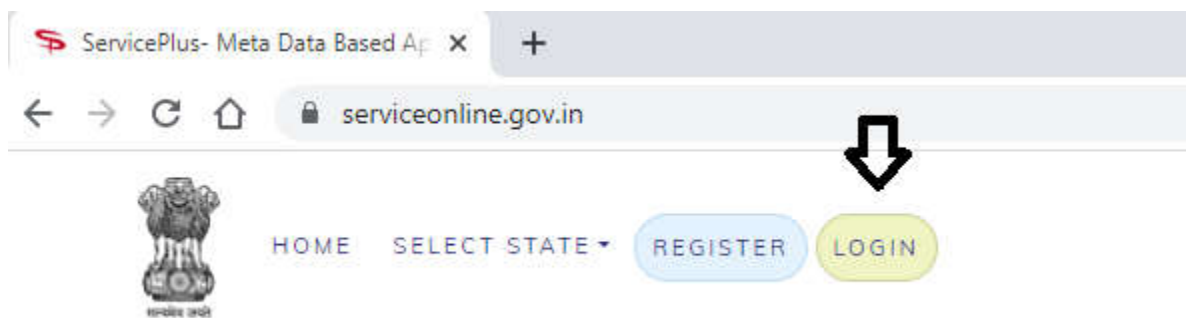
The image shows a 'Register yourself' form with the following fields and instructions:

- Full Name ***: A text input field with a person icon and the placeholder text 'Enter Your Full Name'.
- Email Id ***: A text input field with an envelope icon and the placeholder text 'Enter a valid Email Address'.
- Mobile No.**: A text input field with a mobile phone icon, a dropdown menu showing '+91', and the placeholder text 'Enter Mobile No.'.
- Password ***: A text input field with a lock icon and the placeholder text 'Enter Your Password'. To the right of the field is a toggle icon for visibility.
- Note:** Password should be 8 to 15 characters with at least one special character (*[!@#\$%^&+=]), one numeric, one small case and one upper case letter (i.e Abcd@123)
- State ***: A dropdown menu with the text 'Select' and a downward arrow.

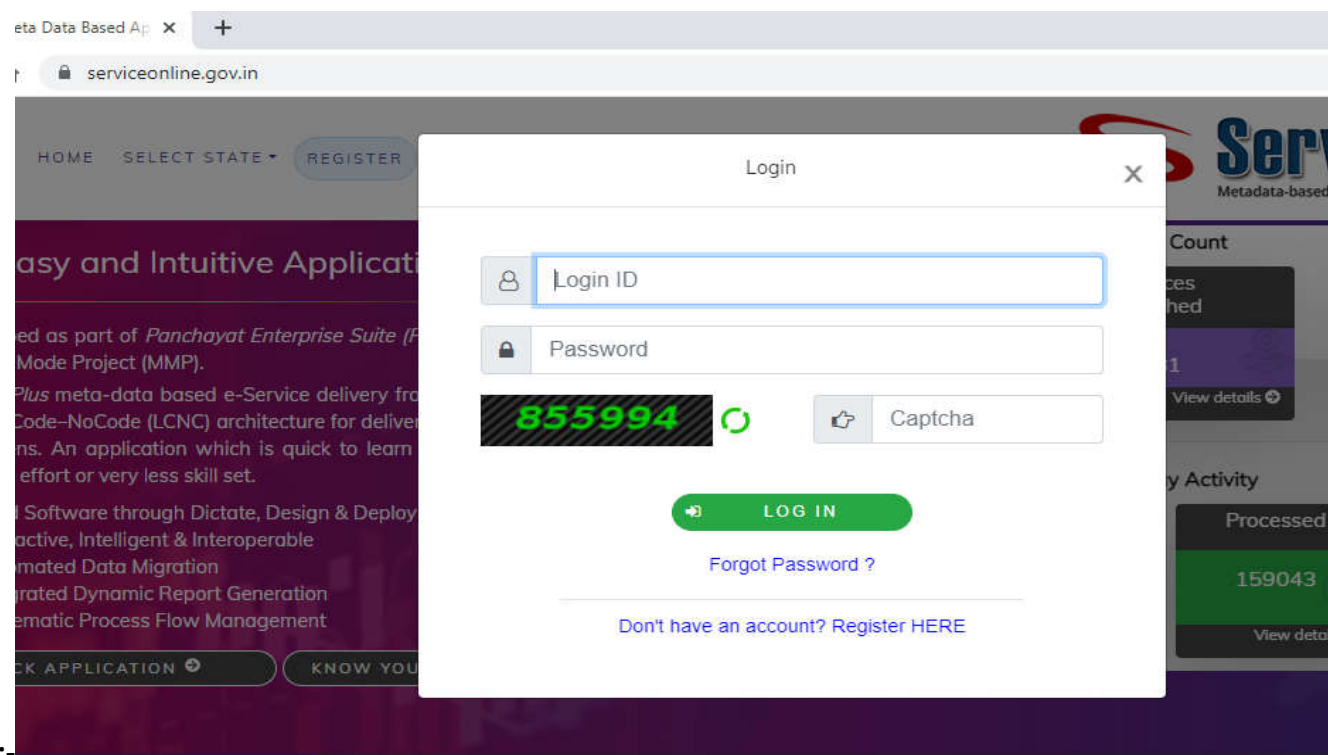
- After filling the form you will be asked to verify the email and mobile via OTP.



For email otp it may take around 10-12 minutes to be received at your mailbox, so kindly wait for the same before clicking on Re-send. After three incorrect otp attempts your account will be blocked for one hour



- After verification, login from login link as shown :-



After clicking the above link the form will open, as shown :-

Please fill the above form with the registered Email and Password and fill the Captcha. After that click on login. The below Screen Will open.

ServicePlus - Metadata-based Integrated e-Service Delivery Framework

Menu

Home

Apply for services

View Status of Application

Messages & Alerts

Report Show

ABOUT SERVICE PLUS

Welcome to Service Plus

ServicePlus is a generic application to provide an electronic delivery for all the services provided by The Government to The citizen. The Government of India, State Governments and Local Governments are providing various services to benefit the citizens at Centre, State or Local level primarily Government to Citizen (G2C) and Government to Business (G2B). The services provided are either demand driven or mandated by the legislation. The services provided by Government can be categorized as:

1. Regulatory Services: Regulatory services are services like trade license, permit for construction of a building etc that can be denied by the Government.
2. Statutory Services: Statutory services are services like issuance of Birth/Death certificate which cannot be refused by Government.
3. Developmental Services: Developmental Services are services or schemes provided by Government for the benefit of citizens like NREGS, IAY, Old age Pension etc.

The following are the salient features of the software -

1. Service(s) will be created online
2. Citizens will be submitting applications online
3. Service units will be able to receive application online
4. Service units will be able to verify documents and application fee online
5. Service units will be able to escalate application to some other person, in the case of absence of dealing authority, online
6. Citizens will be monitoring Application status online
7. Grants Service Access: Requesters will be participating in the application, receipt submission and service delivery process online.

Click on Apply for services link in the left sidebar of the screen and then click on view all available services:-

The screenshot displays the ServicePlus web application interface. At the top, the browser address bar shows the URL 'serviceonline.gov.in/home.do'. Below the browser, the ServicePlus logo is prominently displayed, featuring a stylized red 'S' and 'P' followed by the text 'ServicePlus' and the tagline 'Metadata-based Integrated eService Delivery Framework'. The main content area is divided into a blue sidebar menu on the left and a main content area on the right. The sidebar menu, titled 'Menu', contains several options: 'Manage Profile', 'Apply for services', 'View all available services', 'View Status of Application', 'Messages & Alerts', and 'Report Show'. The 'View all available services' option is highlighted with a dark blue background and a white arrow pointing to it. The main content area shows a 'Welcome' message and a list of service categories: '1. Regulatory Services:', '2. Statutory Services: S', and '3. Developmental Servi etc.'

After clicking on view all available services the below Screen will open, Click on Chandigarh Housing Board e-Services, as shown :-


The screenshot displays the ServicePlus web application interface. The header includes the ServicePlus logo (Metadata-based Integrated eService Delivery Framework) and the Government of India emblem. The user is logged in as Gurpreet Kaur. The main content area shows a list of services for Chandigarh, with a search bar and a table of 10 entries. A black arrow points to the 6th entry, 'Chandigarh Housing Board - e Services'.

Sl.No.	Service Name	Department Name
1	Request Form for Driving History Record	Police Department
2	Request Form for No Entry Permission	Police Department
3	Traffic Marshall Feedback Form	Police Department
4	Grant of Welfare Schemes to the workers of Chandigarh Labour Welfare Board	Labour
5	Award for Commendation Certificate on Independence Day or Republic Day	Chandigarh Administration
6	Chandigarh Housing Board - e Services	Chandigarh Housing Board
7	Application for issuing Senior Citizen Vehicle Sticker	Police Department
8	Application for Compensation to the next kin of Covid-19 deceased	Deputy Commissioner office
9	Oxygen e-Permit Application	Chandigarh Administration
10	Issuance of Fire Safety Certificate	Municipal Corporation Chandigarh

After Clicking on Chandigarh Housing Board eServices, The below form will open:-

Menu

- Manage Profile <
- Apply for services >
- View all available services >
- View Status of Application <
- Messages & Alerts <
- Report Show <



Chandigarh Housing Board

A Chandigarh Administration Undertaking

For checklist of the applications please visit [Checklist Link](#)

For making any payments to Chandigarh Housing Board click here

PROCESSING FEES FOR VARIOUS CHB SERVICES
(In Rupees)

Sr. No.	SERVICES / CATEGORY	EWS/OR T/ One Room	LIG/Cat-IV/One BR	MIG/Cat -III/2BR	HIG/Cat -I/II/3 BR	HIG (Ind.)	Commercial (Convenient Shops/ Small Booths)	Commercial (Bay Shops / Shops-cum-Flats)
1.	Transfer of Property	200/-	1,000/-	3,000/-	4,000/-	6,000/-	10,000/-	10,000/-
2.	Issuance of Duplicate documents	200/-	200/-	300/-	500/-	500/-	10,000/-	10,000/-
3.	Permission to mortgage	1,000/-	2,500/-	5,000/-	7,500/-	10,000/-	20,000/-	20,000/-
4.	Execution of Conveyance Deed/ Lease Deed	200/-	1,000/-	3,000/-	4,000/-	6,000/-	6,000/-	6,000/-
5.	Conversion from Lease Hold to Free Hold	500/-	2,500/-	5,000/-	7,500/-	10,000/- (for MIG (L) & HIG (L) Flats)	N/A	N/A

Note : GST, as applicable, will be charged extra in addition to above said Fees/Charges.

PUBLICATION CHARGES FOR VARIOUS CHB SERVICES
(In Rupees)

Sr. No.	SERVICES	Residential Property	Commercial Property
1.	Transfer of Property	10,000/-	20,000/-
2.	Issuance of Duplicate documents	10,000/-	20,000/-

Note : GST, as applicable, will be charged extra in addition to above said Fees/Charges.

e-Services, Chandigarh Housing Board

Type Of Service

Are you Owner or Purchaser? Owner Purchaser

After filling the Form, according to type of service, you will be required to click on Add Annexure button and after uploading the requisite annexure, you may submit the form and download the receipt. Further you application status can be tracked anytime by going on View status of application in left sidebar of your login window or by clicking on Track Application in Service Online Home Page as show below:

The screenshot displays the ServicePlus website dashboard. At the top, there is a navigation bar with the ServicePlus logo and the tagline "Metadata-based Integrated eService Delivery Framework". The dashboard is divided into several sections:

- National Count:** Three cards showing "States Adopted" (33), "Services Launched" (2383), and "Applications Received" (114497570). Each card has a "View details" link.
- Previous Day Activity:** Four cards showing "Received" (122302), "Delivered" (31251), "Processed" (150339), and "Rejected" (7070). Each card has a "View details" link.
- Left Sidebar:** Contains a "TRACK APPLICATION" button and a "KNOW YOUR ELIGIBILITY" button.
- Bottom Section:** Titled "Newly Launched Services", it lists three services: "Grant of Welfare Schemes to the workers of Chandigarh Labour Welfare B...", "Application for Fresh FL 13 License", and "Application for Fresh FL8A License".

A white arrow points to the "TRACK APPLICATION" button in the left sidebar.